



TEXAS TECH UNIVERSITY SYSTEM RFS BONDS

DEBT SERVICE

All Series - TRBs & Non-TRBs

From Sep 1, 2016 to Aug 31, 2045

Date	Principal	Interest	Debt Service	Annual Debt Service	New Issuances	Defeased Principal	Bond Balance	Total Bond Value
8/31/2016							558,125,000	566,526,112.20
2/15/2017	30,230,000	10,383,102.54	40,613,102.54				527,895,000	535,324,786.00
2/22/2017					374,735,000	75,430,000	827,200,000	846,013,500.10
8/15/2017	11,320,000	14,153,270.76	25,473,270.76				815,880,000	834,423,556.75
8/31/2017				66,086,373.30			815,880,000	834,423,556.75
2/15/2018	50,625,000	14,150,870.34	64,775,870.34				765,255,000	782,276,081.84
8/15/2018	10,880,000	13,647,525.73	24,527,525.73				754,375,000	769,991,707.84
8/31/2018				89,303,396.07			754,375,000	769,991,707.84
2/15/2019	49,490,000	13,392,489.23	62,882,489.23				704,885,000	719,161,793.10
8/15/2019	11,385,000	12,806,689.23	24,191,689.23				693,500,000	706,553,748.94
8/31/2019				87,074,178.46			693,500,000	706,553,748.94
2/15/2020	51,295,000	12,537,060.98	63,832,060.98				642,205,000	654,099,098.91
8/15/2020	11,920,000	11,943,406.27	23,863,406.27				630,285,000	641,098,401.61
8/31/2020				87,695,467.25			630,285,000	641,098,401.61
2/15/2021	50,010,000	11,659,671.77	61,669,671.77				580,275,000	590,070,902.94
8/15/2021	12,190,000	11,012,740.13	23,202,740.13				568,085,000	576,926,961.13
8/31/2021				84,872,411.90			568,085,000	576,926,961.13
2/15/2022	42,965,000	10,762,110.13	53,727,110.13				525,120,000	533,050,025.31
8/15/2022	10,330,000	10,156,648.54	20,486,648.54				514,790,000	521,865,603.69
8/31/2022				74,213,758.67			514,790,000	521,865,603.69
2/15/2023	44,215,000	9,944,314.54	54,159,314.54				470,575,000	476,818,999.22
8/15/2023	5,710,000	9,263,678.49	14,973,678.49				464,865,000	470,353,035.69
8/31/2023				69,132,993.03			464,865,000	470,353,035.69
2/15/2024	44,480,000	9,132,518.24	53,612,518.24				420,385,000	425,106,360.45
8/15/2024	5,305,000	8,420,602.20	13,725,602.20				415,080,000	419,109,225.25
8/31/2024				67,338,120.44			415,080,000	419,109,225.25
2/15/2025	45,575,000	8,298,417.70	53,873,417.70				369,505,000	372,832,103.99
8/15/2025	5,525,000	7,540,396.94	13,065,396.94				363,980,000	366,879,635.85
8/31/2025				66,938,814.64			363,980,000	366,879,635.85
2/15/2026	40,950,000	7,411,888.94	48,361,888.94				323,030,000	325,496,043.62
8/15/2026	5,775,000	6,683,585.99	12,458,585.99				317,255,000	319,352,165.24
8/31/2026				60,820,474.93			317,255,000	319,352,165.24
2/15/2027	34,365,000	6,548,336.99	40,913,336.99				282,890,000	284,612,940.69
8/15/2027	5,680,000	5,946,457.29	11,626,457.29				277,210,000	278,770,913.86
8/31/2027				52,539,794.28			277,210,000	278,770,913.86
2/15/2028	33,875,000	5,812,905.29	39,687,905.29				243,335,000	244,731,311.53
8/15/2028	5,945,000	5,190,638.01	11,135,638.01				237,390,000	238,640,784.86
8/31/2028				50,823,543.30			237,390,000	238,640,784.86
2/15/2029	33,960,000	5,047,123.01	39,007,123.01				203,430,000	204,532,922.21
8/15/2029	6,230,000	4,407,478.98	10,637,478.98				197,200,000	198,173,131.11
8/31/2029				49,644,601.99			197,200,000	198,173,131.11
2/15/2030	32,560,000	4,257,076.98	36,817,076.98				164,640,000	165,481,157.79
8/15/2030	6,540,000	3,626,598.58	10,166,598.58				158,100,000	158,827,615.94
8/31/2030				46,983,675.56			158,100,000	158,827,615.94
2/15/2031	28,400,000	3,468,684.58	31,868,684.58				129,700,000	130,312,377.56



TEXAS TECH UNIVERSITY SYSTEM RFS BONDS

DEBT SERVICE

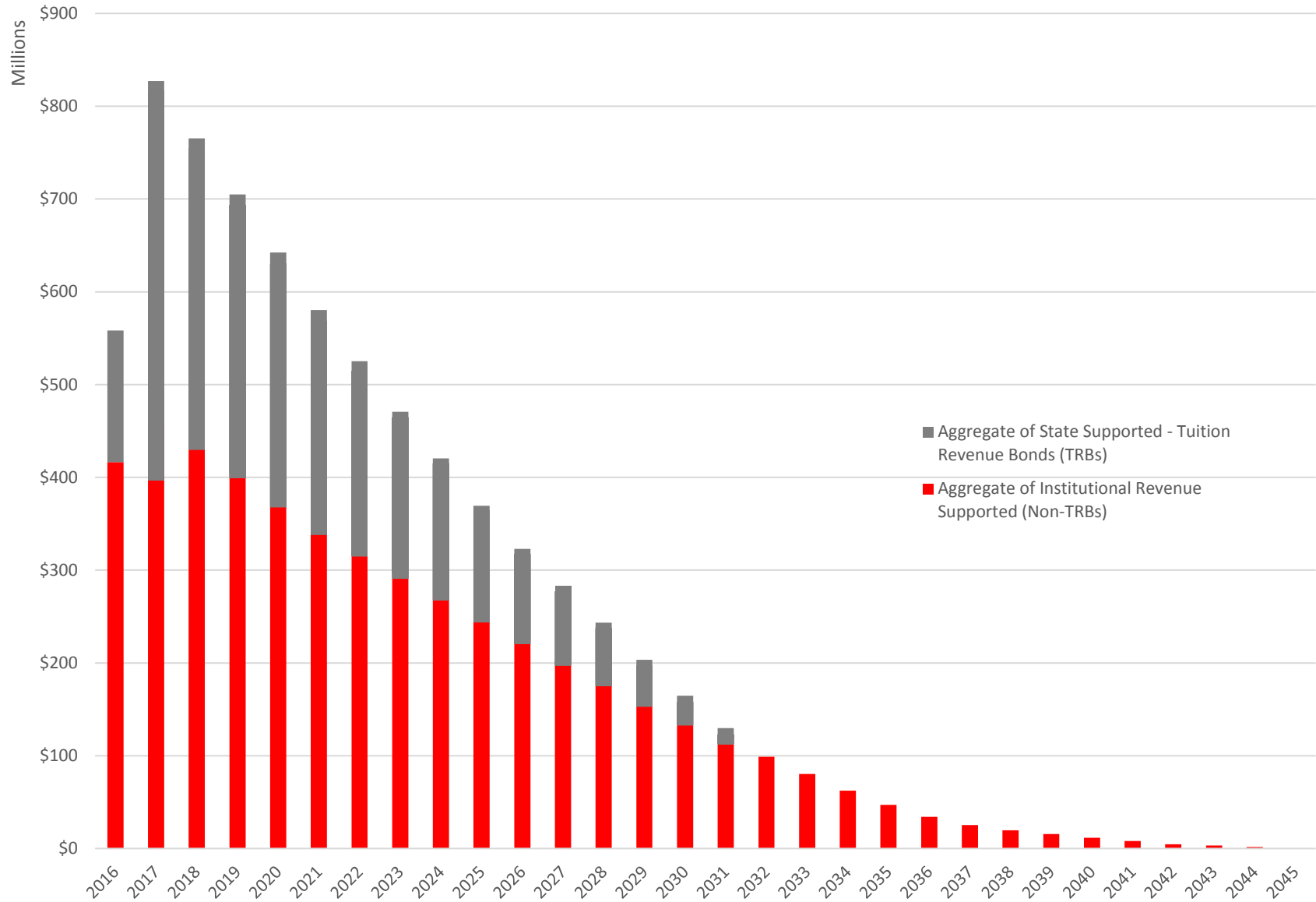
All Series - TRBs & Non-TRBs

From Sep 1, 2016 to Aug 31, 2045

Date	Principal	Interest	Debt Service	Annual Debt		Defeased		Total Bond Value
				Service	New Issuances	Principal	Bond Balance	
8/15/2031	6,845,000	2,908,819.53	9,753,819.53				122,855,000	123,365,404.56
8/31/2031				41,622,504.11			122,855,000	123,365,404.56
2/15/2032	23,955,000	2,743,518.53	26,698,518.53				98,900,000	99,306,881.98
8/15/2032	4,410,000	2,229,811.28	6,639,811.28				94,490,000	94,812,599.52
8/31/2032				33,338,329.81			94,490,000	94,812,599.52
2/15/2033	14,150,000	2,119,561.28	16,269,561.28				80,340,000	80,576,991.52
8/15/2033	4,625,000	1,794,655.73	6,419,655.73				75,715,000	75,886,321.08
8/31/2033				22,689,217.01			75,715,000	75,886,321.08
2/15/2034	13,245,000	1,679,030.73	14,924,030.73				62,470,000	62,574,564.98
8/15/2034	4,855,000	1,369,583.23	6,224,583.23				57,615,000	57,673,241.22
8/31/2034				21,148,613.96			57,615,000	57,673,241.22
2/15/2035	10,640,000	1,248,208.23	11,888,208.23				46,975,000	46,986,130.57
8/15/2035	5,100,000	1,004,770.83	6,104,770.83				41,875,000	41,880,599.01
8/31/2035				17,992,979.06			41,875,000	41,880,599.01
2/15/2036	7,810,000	877,270.83	8,687,270.83				34,065,000	34,065,000.00
8/15/2036	5,355,000	721,526.00	6,076,526.00				28,710,000	28,710,000.00
8/31/2036				14,763,796.83			28,710,000	28,710,000.00
2/15/2037	3,555,000	587,651.00	4,142,651.00				25,155,000	25,155,000.00
8/15/2037	1,810,000	517,010.05	2,327,010.05				23,345,000	23,345,000.00
8/31/2037				6,469,661.05			23,345,000	23,345,000.00
2/15/2038	3,700,000	471,760.05	4,171,760.05				19,645,000	19,645,000.00
8/15/2038	1,900,000	398,236.65	2,298,236.65				17,745,000	17,745,000.00
8/31/2038				6,469,996.70			17,745,000	17,745,000.00
2/15/2039	2,070,000	360,236.65	2,430,236.65				15,675,000	15,675,000.00
8/15/2039	1,975,000	319,326.50	2,294,326.50				13,700,000	13,700,000.00
8/31/2039				4,724,563.15			13,700,000	13,700,000.00
2/15/2040	2,155,000	279,826.50	2,434,826.50				11,545,000	11,545,000.00
8/15/2040	2,055,000	237,225.30	2,292,225.30				9,490,000	9,490,000.00
8/31/2040				4,727,051.80			9,490,000	9,490,000.00
2/15/2041	1,350,000	196,125.30	1,546,125.30				8,140,000	8,140,000.00
8/15/2041	2,135,000	167,964.30	2,302,964.30				6,005,000	6,005,000.00
8/31/2041				3,849,089.60			6,005,000	6,005,000.00
2/15/2042	1,410,000	125,264.30	1,535,264.30				4,595,000	4,595,000.00
8/15/2042		95,851.70	95,851.70				4,595,000	4,595,000.00
8/31/2042				1,631,116.00			4,595,000	4,595,000.00
2/15/2043	1,470,000	95,851.70	1,565,851.70				3,125,000	3,125,000.00
8/15/2043		65,187.50	65,187.50				3,125,000	3,125,000.00
8/31/2043				1,631,039.20			3,125,000	3,125,000.00
2/15/2044	1,530,000	65,187.50	1,595,187.50				1,595,000	1,595,000.00
8/15/2044		33,271.70	33,271.70				1,595,000	1,595,000.00
8/31/2044				1,628,459.20			1,595,000	1,595,000.00
2/15/2045	1,595,000	33,271.70	1,628,271.70					0.00
8/31/2045				1,628,271.70				0.00
<hr/>								
857,430,000	280,352,293.02	1,137,782,293.02	1,137,782,293.02	374,735,000	75,430,000			

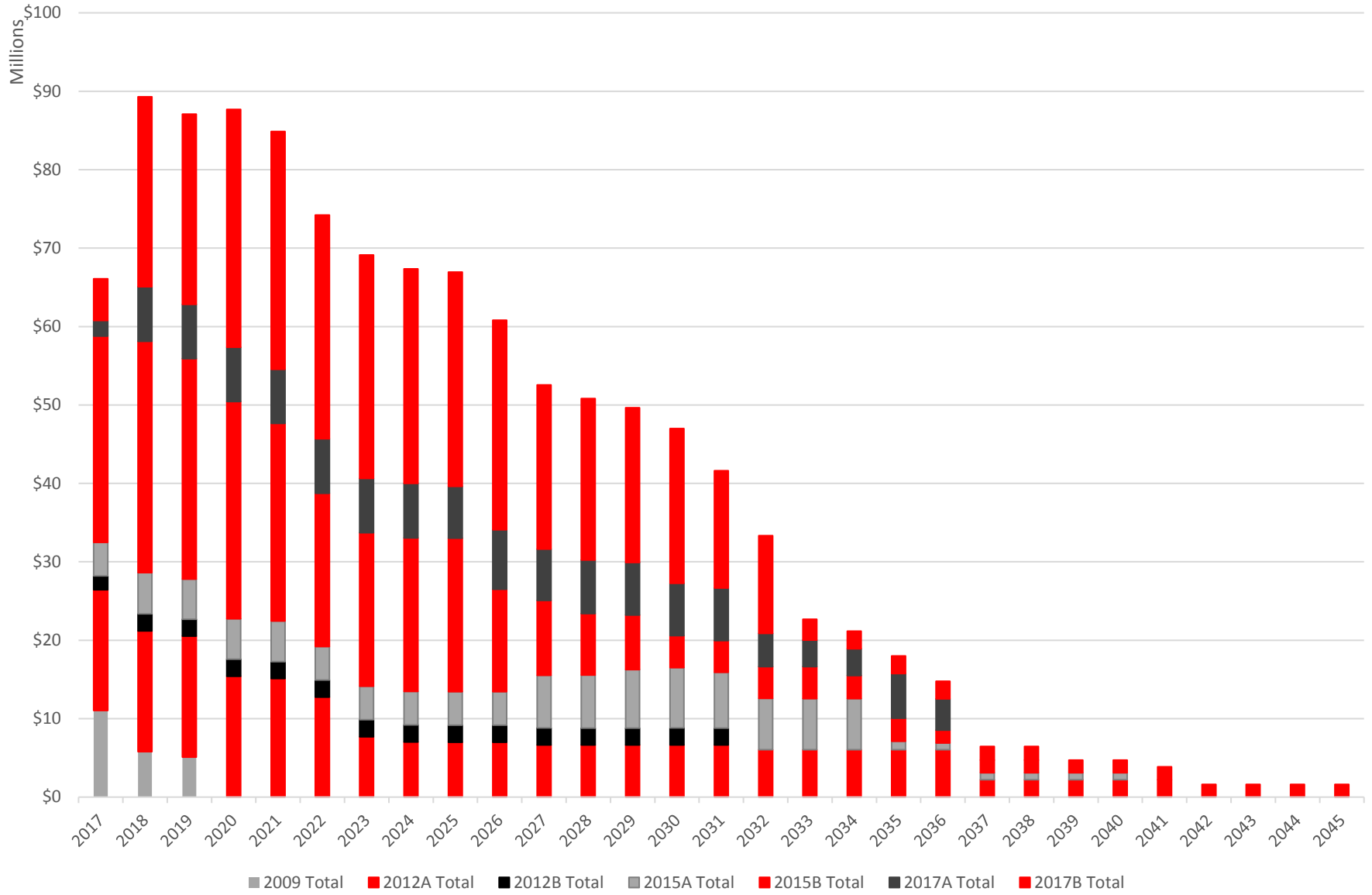


## Texas Tech University System RFS Bond Outstanding Balance





# Texas Tech University System RFS Bonds Annual Debt Service





TEXAS TECH UNIVERSITY SYSTEM RFS BONDS

DEBT SERVICE

Aggregate of State Supported - Tuition Revenue Bonds (TRBs)

From Sep 1, 2016 to Aug 31, 2045

Date	Principal	Interest	Debt Service	Annual Debt Service	New Issuances	Defeased Principal	Bond Balance	Total Bond Value
8/31/2016							141,603,110	144,834,258.70
2/15/2017	10,205,000	2,695,083.04	12,900,083.04				131,398,110	134,105,035.75
2/22/2017					270,115,846	39,010,000	362,503,956	370,123,292.80
8/15/2017	6,635,566	5,684,816.65	12,320,382.65				355,868,390	362,675,524.70
8/31/2017				25,220,465.69			355,868,390	362,675,524.70
2/15/2018	25,360,000	5,703,000.12	31,063,000.12				330,508,390	336,562,974.10
8/15/2018	5,874,710	5,447,977.56	11,322,687.56				324,633,680	329,995,598.30
8/31/2018				42,385,687.68			324,633,680	329,995,598.30
2/15/2019	24,250,000	5,301,109.81	29,551,109.81				300,383,680	305,125,881.25
8/15/2019	6,164,690	5,015,966.76	11,180,656.76				294,218,990	298,393,559.00
8/31/2019				40,731,766.57			294,218,990	298,393,559.00
2/15/2020	25,275,000	4,861,849.51	30,136,849.51				268,943,990	272,622,534.25
8/15/2020	6,484,680	4,584,644.65	11,069,324.65				262,459,310	265,669,331.25
8/31/2020				41,206,174.16			262,459,310	265,669,331.25
2/15/2021	25,860,000	4,422,527.65	30,282,527.65				236,599,310	239,411,985.10
8/15/2021	6,784,660	4,095,309.12	10,879,969.12				229,814,650	232,257,841.35
8/31/2021				41,162,496.77			229,814,650	232,257,841.35
2/15/2022	25,015,000	3,951,135.09	28,966,135.09				204,799,650	206,923,375.15
8/15/2022	4,849,650	3,605,648.51	8,455,298.51				199,950,000	201,782,376.40
8/31/2022				37,421,433.60			199,950,000	201,782,376.40
2/15/2023	25,730,000	3,502,593.45	29,232,593.45				174,220,000	175,791,761.60
8/15/2023		3,120,912.07	3,120,912.07				174,220,000	175,559,538.45
8/31/2023				32,353,505.52			174,220,000	175,559,538.45
2/15/2024	26,540,000	3,120,912.07	29,660,912.07				147,680,000	148,784,116.60
8/15/2024		2,709,803.10	2,709,803.10				147,680,000	148,576,493.35
8/31/2024				32,370,715.17			147,680,000	148,576,493.35
2/15/2025	27,365,000	2,709,803.10	30,074,803.10				120,315,000	121,000,960.15
8/15/2025		2,263,129.20	2,263,129.20				120,315,000	120,818,157.60
8/31/2025				32,337,932.30			120,315,000	120,818,157.60
2/15/2026	23,325,000	2,263,129.20	25,588,129.20				96,990,000	97,307,756.60
8/15/2026		1,862,316.75	1,862,316.75				96,990,000	97,149,963.40
8/31/2026				27,450,445.95			96,990,000	97,149,963.40
2/15/2027	16,920,000	1,862,316.75	18,782,316.75				80,070,000	80,070,000.00
8/15/2027		1,556,658.75	1,556,658.75				80,070,000	80,070,000.00
8/31/2027				20,338,975.50			80,070,000	80,070,000.00
2/15/2028	17,555,000	1,556,658.75	19,111,658.75				62,515,000	62,515,000.00
8/15/2028		1,228,155.50	1,228,155.50				62,515,000	62,515,000.00
8/31/2028				20,339,814.25			62,515,000	62,515,000.00
2/15/2029	18,235,000	1,228,155.50	19,463,155.50				44,280,000	44,280,000.00
8/15/2029		878,963.00	878,963.00				44,280,000	44,280,000.00
8/31/2029				20,342,118.50			44,280,000	44,280,000.00
2/15/2030	18,950,000	878,963.00	19,828,963.00				25,330,000	25,330,000.00
8/15/2030		507,897.00	507,897.00				25,330,000	25,330,000.00
8/31/2030				20,336,860.00			25,330,000	25,330,000.00
2/15/2031	14,890,000	507,897.00	15,397,897.00				10,440,000	10,440,000.00
8/15/2031		205,262.00	205,262.00				10,440,000	10,440,000.00
8/31/2031				15,603,159.00			10,440,000	10,440,000.00
2/15/2032	10,440,000	205,262.00	10,645,262.00					
8/31/2032				10,645,262.00				
	372,708,956	87,537,856.60	460,246,812.60	460,246,812.60	270,115,846	39,010,000		



TEXAS TECH UNIVERSITY SYSTEM RFS BONDS

DEBT SERVICE

Aggregate of Institutional Revenue Supported (Non-TRBs)

From Sep 1, 2016 to Aug 31, 2045

Date	Principal	Interest	Debt Service	Annual Debt Service	New Issuances	Defeased Principal	Bond Balance	Total Bond Value
8/31/2016							416,521,890	421,691,853.50
2/15/2017	20,025,000	7,688,019.62	27,713,019.62				396,496,890	401,219,750.25
2/22/2017					104,619,154	36,420,000	464,696,044	475,890,207.30
8/15/2017	4,684,434	8,468,454.11	13,152,888.11				460,011,610	471,748,032.05
8/31/2017				40,865,907.73			460,011,610	471,748,032.05
2/15/2018	25,265,000	8,447,870.25	33,712,870.25				434,746,610	445,713,107.74
8/15/2018	5,005,290	8,199,548.19	13,204,838.19				429,741,320	439,996,109.54
8/31/2018				46,917,708.44			429,741,320	439,996,109.54
2/15/2019	25,240,000	8,091,379.44	33,331,379.44				404,501,320	414,035,911.85
8/15/2019	5,220,310	7,790,722.49	13,011,032.49				399,281,010	408,160,189.94
8/31/2019				46,342,411.93			399,281,010	408,160,189.94
2/15/2020	26,020,000	7,675,211.49	33,695,211.49				373,261,010	381,476,564.66
8/15/2020	5,435,320	7,358,761.64	12,794,081.64				367,825,690	375,429,070.36
8/31/2020				46,489,293.13			367,825,690	375,429,070.36
2/15/2021	24,150,000	7,237,144.14	31,387,144.14				343,675,690	350,658,917.84
8/15/2021	5,405,340	6,917,431.03	12,322,771.03				338,270,350	344,669,119.78
8/31/2021				43,709,915.17			338,270,350	344,669,119.78
2/15/2022	17,950,000	6,810,975.05	24,760,975.05				320,320,350	326,126,650.16
8/15/2022	5,480,350	6,551,000.04	12,031,350.04				314,840,000	320,083,227.29
8/31/2022				36,792,325.09			314,840,000	320,083,227.29
2/15/2023	18,485,000	6,441,721.10	24,926,721.10				296,355,000	301,027,237.62
8/15/2023	5,710,000	6,142,766.43	11,852,766.43				290,645,000	294,793,497.24
8/31/2023				36,779,487.53			290,645,000	294,793,497.24
2/15/2024	17,940,000	6,011,606.18	23,951,606.18				272,705,000	276,322,243.85
8/15/2024	5,305,000	5,710,799.10	11,015,799.10				267,400,000	270,532,731.90
8/31/2024				34,967,405.28			267,400,000	270,532,731.90
2/15/2025	18,210,000	5,588,614.60	23,798,614.60				249,190,000	251,831,143.84
8/15/2025	5,525,000	5,277,267.74	10,802,267.74				243,665,000	246,061,478.25
8/31/2025				34,600,882.34			243,665,000	246,061,478.25
2/15/2026	17,625,000	5,148,759.74	22,773,759.74				226,040,000	228,188,287.02
8/15/2026	5,775,000	4,821,269.24	10,596,269.24				220,265,000	222,202,201.84
8/31/2026				33,370,028.98			220,265,000	222,202,201.84
2/15/2027	17,445,000	4,686,020.24	22,131,020.24				202,820,000	204,542,940.69
8/15/2027	5,680,000	4,389,798.54	10,069,798.54				197,140,000	198,700,913.86
8/31/2027				32,200,818.78			197,140,000	198,700,913.86
2/15/2028	16,320,000	4,256,246.54	20,576,246.54				180,820,000	182,216,311.53
8/15/2028	5,945,000	3,962,482.51	9,907,482.51				174,875,000	176,125,784.86
8/31/2028				30,483,729.05			174,875,000	176,125,784.86
2/15/2029	15,725,000	3,818,967.51	19,543,967.51				159,150,000	160,252,922.21
8/15/2029	6,230,000	3,528,515.98	9,758,515.98				152,920,000	153,893,131.11
8/31/2029				29,302,483.49			152,920,000	153,893,131.11
2/15/2030	13,610,000	3,378,113.98	16,988,113.98				139,310,000	140,151,157.79
8/15/2030	6,540,000	3,118,701.58	9,658,701.58				132,770,000	133,497,615.94
8/31/2030				26,646,815.56			132,770,000	133,497,615.94
2/15/2031	13,510,000	2,960,787.58	16,470,787.58				119,260,000	119,872,377.56
8/15/2031	6,845,000	2,703,557.53	9,548,557.53				112,415,000	112,925,404.56
8/31/2031				26,019,345.11			112,415,000	112,925,404.56
2/15/2032	13,515,000	2,538,256.53	16,053,256.53				98,900,000	99,306,881.98
8/15/2032	4,410,000	2,229,811.28	6,639,811.28				94,490,000	94,812,599.52
8/31/2032				22,693,067.81			94,490,000	94,812,599.52

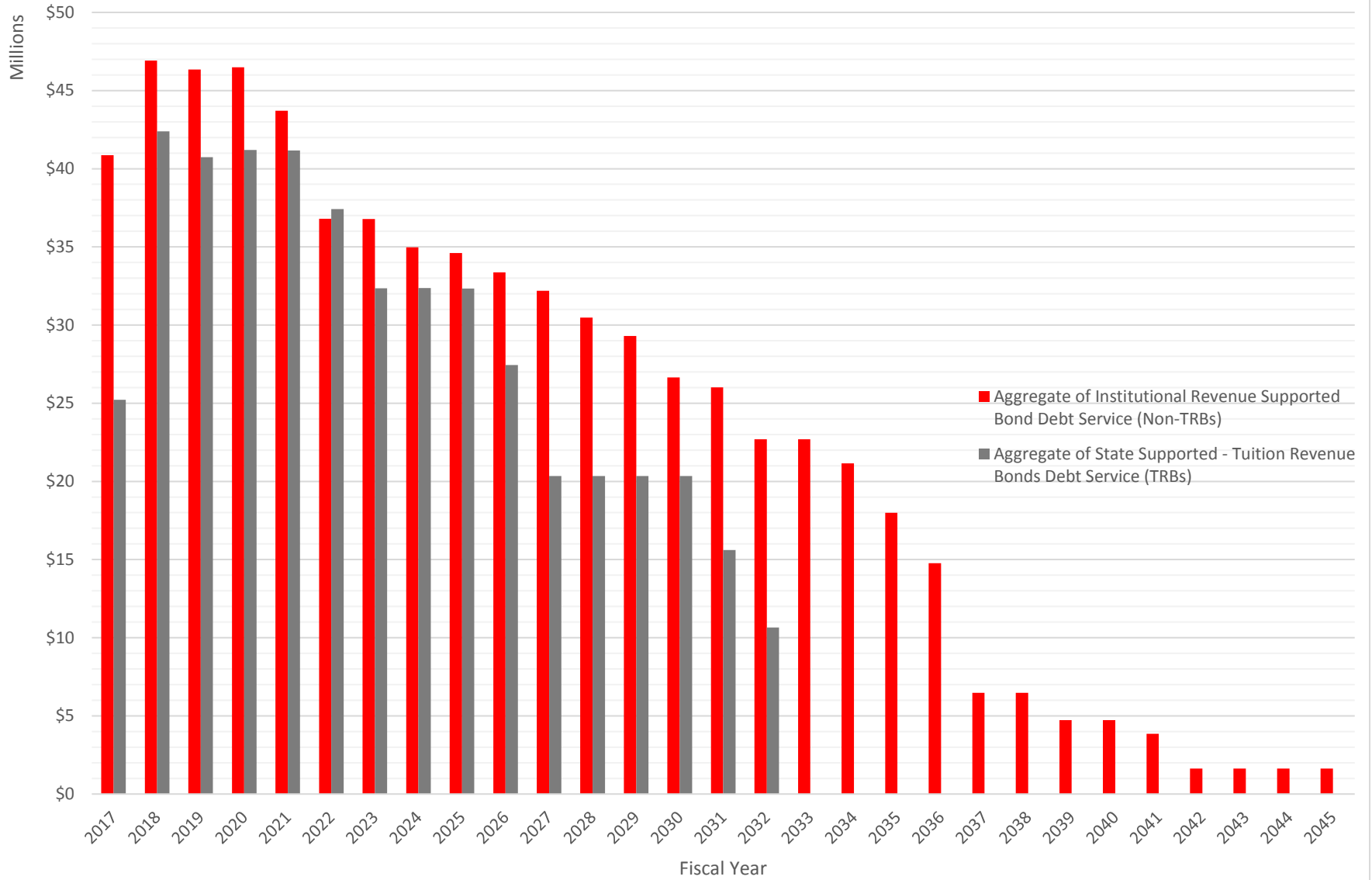


TEXAS TECH UNIVERSITY SYSTEM RFS BONDS  
 DEBT SERVICE  
 Aggregate of Institutional Revenue Bonds (Non-TRBs)  
 From Sep 1, 2016 to Aug 31, 2045

Date	Principal	Interest	Debt Service	Annual Debt Service	New Issuances	Defeased Principal	Bond Balance	Total Bond Value
2/15/2033	14,150,000	2,119,561.28	16,269,561.28				80,340,000	80,576,991.52
8/15/2033	4,625,000	1,794,655.73	6,419,655.73				75,715,000	75,886,321.08
8/31/2033				22,689,217.01			75,715,000	75,886,321.08
2/15/2034	13,245,000	1,679,030.73	14,924,030.73				62,470,000	62,574,564.98
8/15/2034	4,855,000	1,369,583.23	6,224,583.23				57,615,000	57,673,241.22
8/31/2034				21,148,613.96			57,615,000	57,673,241.22
2/15/2035	10,640,000	1,248,208.23	11,888,208.23				46,975,000	46,986,130.57
8/15/2035	5,100,000	1,004,770.83	6,104,770.83				41,875,000	41,880,599.01
8/31/2035				17,992,979.06			41,875,000	41,880,599.01
2/15/2036	7,810,000	877,270.83	8,687,270.83				34,065,000	34,065,000.00
8/15/2036	5,355,000	721,526.00	6,076,526.00				28,710,000	28,710,000.00
8/31/2036				14,763,796.83			28,710,000	28,710,000.00
2/15/2037	3,555,000	587,651.00	4,142,651.00				25,155,000	25,155,000.00
8/15/2037	1,810,000	517,010.05	2,327,010.05				23,345,000	23,345,000.00
8/31/2037				6,469,661.05			23,345,000	23,345,000.00
2/15/2038	3,700,000	471,760.05	4,171,760.05				19,645,000	19,645,000.00
8/15/2038	1,900,000	398,236.65	2,298,236.65				17,745,000	17,745,000.00
8/31/2038				6,469,996.70			17,745,000	17,745,000.00
2/15/2039	2,070,000	360,236.65	2,430,236.65				15,675,000	15,675,000.00
8/15/2039	1,975,000	319,326.50	2,294,326.50				13,700,000	13,700,000.00
8/31/2039				4,724,563.15			13,700,000	13,700,000.00
2/15/2040	2,155,000	279,826.50	2,434,826.50				11,545,000	11,545,000.00
8/15/2040	2,055,000	237,225.30	2,292,225.30				9,490,000	9,490,000.00
8/31/2040				4,727,051.80			9,490,000	9,490,000.00
2/15/2041	1,350,000	196,125.30	1,546,125.30				8,140,000	8,140,000.00
8/15/2041	2,135,000	167,964.30	2,302,964.30				6,005,000	6,005,000.00
8/31/2041				3,849,089.60			6,005,000	6,005,000.00
2/15/2042	1,410,000	125,264.30	1,535,264.30				4,595,000	4,595,000.00
8/15/2042		95,851.70	95,851.70				4,595,000	4,595,000.00
8/31/2042				1,631,116.00			4,595,000	4,595,000.00
2/15/2043	1,470,000	95,851.70	1,565,851.70				3,125,000	3,125,000.00
8/15/2043		65,187.50	65,187.50				3,125,000	3,125,000.00
8/31/2043				1,631,039.20			3,125,000	3,125,000.00
2/15/2044	1,530,000	65,187.50	1,595,187.50				1,595,000	1,595,000.00
8/15/2044		33,271.70	33,271.70				1,595,000	1,595,000.00
8/31/2044				1,628,459.20			1,595,000	1,595,000.00
2/15/2045	1,595,000	33,271.70	1,628,271.70					0.00
8/31/2045				1,628,271.70				0.00
<div style="display: flex; justify-content: space-between;"> <span>484,721,044</span> <span>192,814,436.66</span> <span>677,535,480.66</span> <span>677,535,480.66</span> <span>104,619,154</span> <span>36,420,000</span> </div>								



# Texas Tech University System RFS Bond Annual Debt Service







TEXAS TECH UNIVERSITY SYSTEM RFS BONDS

DEBT SERVICE

2009 12th Series Bonds (2009\_S12)

TRBs

From Sep 1, 2016 to Aug 31, 2019

Date	Principal	Coupon	Interest	Debt Service	Annual Debt Service	Defeased Principal	Bond Balance
8/31/2016							49,480,000
2/15/2017	3,470,000	5.000%	1,237,000.00	4,707,000.00			46,010,000
2/22/2017						39,010,000	7,000,000
8/15/2017			175,000.00	175,000.00			7,000,000
8/31/2017					4,882,000.00		7,000,000
2/15/2018	3,655,000	5.000%	175,000.00	3,830,000.00			3,345,000
8/15/2018			83,625.00	83,625.00			3,345,000
8/31/2018					3,913,625.00		3,345,000
2/15/2019	3,345,000	5.000%	83,625.00	3,428,625.00			3,345,000
8/31/2019					3,428,625.00		
	10,470,000		1,754,250.00	12,224,250.00	12,224,250.00		



TEXAS TECH UNIVERSITY SYSTEM RFS BONDS

DEBT SERVICE

2009 12th Series Bonds (2009\_S12)

Non-TRBs

From Sep 1, 2016 to Aug 31, 2019

Date	Principal	Coupon	Interest	Debt Service	Annual Debt Service	Defeased Principal	Bond Balance
8/31/2016							44,725,000
2/15/2017	4,930,000	5.000%	1,135,140.63	6,065,140.63			39,795,000
2/22/2017						36,420,000	3,375,000
8/15/2017			84,375.00	84,375.00			3,375,000
8/31/2017					6,149,515.63		3,375,000
2/15/2018	1,745,000	5.000%	84,375.00	1,829,375.00			1,630,000
8/15/2018			40,750.00	40,750.00			1,630,000
8/31/2018					1,870,125.00		1,630,000
2/15/2019	1,630,000	5.000%	40,750.00	1,670,750.00			1,630,000
8/31/2019					1,670,750.00		
	8,305,000		1,385,390.63	9,690,390.63	9,690,390.63		



TEXAS TECH UNIVERSITY SYSTEM RFS BONDS

SERIES 14 - 2012A

DEBT SERVICE

TRB SUMMARY

From Aug 31, 2016 to Maturity

Date	Principal	Coupon	Interest	Debt Service	Annual Debt Service	Bond Balance
8/31/2016						35,753,110
2/15/2017			850,199.09	850,199.09		35,753,110
8/15/2017	5,594,720	5.000%	850,199.09	6,444,919.09		30,158,390
8/31/2017					7,295,118.18	30,158,390
2/15/2018			710,331.09	710,331.09		30,158,390
8/15/2018	5,874,710	5.000%	710,331.09	6,585,041.09		24,283,680
8/31/2018					7,295,372.18	24,283,680
2/15/2019			563,463.34	563,463.34		24,283,680
8/15/2019	6,164,690	5.000%	563,463.34	6,728,153.34		18,118,990
8/31/2019					7,291,616.68	18,118,990
2/15/2020			409,346.09	409,346.09		18,118,990
8/15/2020	6,484,680	5.000%	409,346.09	6,894,026.09		11,634,310
8/31/2020					7,303,372.18	11,634,310
2/15/2021			247,229.09	247,229.09		11,634,310
8/15/2021	6,784,660	4.250%	247,229.09	7,031,889.09		4,849,650
8/31/2021					7,279,118.18	4,849,650
2/15/2022			103,055.06	103,055.06		4,849,650
8/15/2022	4,849,650	4.250%	103,055.06	4,952,705.06		
8/31/2022					5,055,760.12	
	35,753,110		5,767,247.52	41,520,357.52	41,520,357.52	



TEXAS TECH UNIVERSITY SYSTEM RFS BONDS

SERIES 14 - 2012A

DEBT SERVICE

NON-TRB SUMMARY

From Aug 31, 2016 to Maturity

Date	Principal	Coupon	Interest	Debt Service	Annual Debt Service	Bond Balance
8/31/2016						94,931,890
2/15/2017			2,302,988.42	2,302,988.42		94,931,890
8/15/2017	3,520,280	5.000%	2,302,988.42	5,823,268.42		91,411,610
8/31/2017					8,126,256.84	91,411,610
2/15/2018			2,214,981.42	2,214,981.42		91,411,610
8/15/2018	3,690,290	5.000%	2,214,981.42	5,905,271.42		87,721,320
8/31/2018					8,120,252.84	87,721,320
2/15/2019			2,122,724.17	2,122,724.17		87,721,320
8/15/2019	3,875,310	5.000%	2,122,724.17	5,998,034.17		83,846,010
8/31/2019					8,120,758.34	83,846,010
2/15/2020			2,025,841.42	2,025,841.42		83,846,010
8/15/2020	4,050,320	5.000%	2,025,841.42	6,076,161.42		79,795,690
8/31/2020					8,102,002.84	79,795,690
2/15/2021			1,924,583.42	1,924,583.42		79,795,690
8/15/2021	3,980,340	4.250%	1,924,583.42	5,904,923.42		75,815,350
8/31/2021					7,829,506.84	75,815,350
2/15/2022			1,840,001.19	1,840,001.19		75,815,350
8/15/2022	4,015,350	4.250%	1,840,001.19	5,855,351.19		71,800,000
8/31/2022					7,695,352.38	71,800,000
2/15/2023			1,754,675.00	1,754,675.00		71,800,000
8/15/2023	4,195,000	5.000%	1,754,675.00	5,949,675.00		67,605,000
8/31/2023					7,704,350.00	67,605,000
2/15/2024			1,649,800.00	1,649,800.00		67,605,000
8/15/2024	3,735,000	5.000%	1,649,800.00	5,384,800.00		63,870,000
8/31/2024					7,034,600.00	63,870,000
2/15/2025			1,556,425.00	1,556,425.00		63,870,000
8/15/2025	3,895,000	5.000%	1,556,425.00	5,451,425.00		59,975,000
8/31/2025					7,007,850.00	59,975,000
2/15/2026			1,459,050.00	1,459,050.00		59,975,000
8/15/2026	4,085,000	5.000%	1,459,050.00	5,544,050.00		55,890,000
8/31/2026					7,003,100.00	55,890,000
2/15/2027			1,356,925.00	1,356,925.00		55,890,000
8/15/2027	3,920,000	5.000%	1,356,925.00	5,276,925.00		51,970,000
8/31/2027					6,633,850.00	51,970,000
2/15/2028			1,258,925.00	1,258,925.00		51,970,000
8/15/2028	4,120,000	5.000%	1,258,925.00	5,378,925.00		47,850,000
8/31/2028					6,637,850.00	47,850,000
2/15/2029			1,155,925.00	1,155,925.00		47,850,000
8/15/2029	4,320,000	5.000%	1,155,925.00	5,475,925.00		43,530,000
8/31/2029					6,631,850.00	43,530,000
2/15/2030			1,047,925.00	1,047,925.00		43,530,000



TEXAS TECH UNIVERSITY SYSTEM RFS BONDS

SERIES 14 - 2012A

DEBT SERVICE

NON-TRB SUMMARY

From Aug 31, 2016 to Maturity

Date	Principal	Coupon	Interest	Debt Service	Service	Bond Balance
8/15/2030	4,545,000	5.000%	1,047,925.00	5,592,925.00		38,985,000
8/31/2030					6,640,850.00	38,985,000
2/15/2031			934,300.00	934,300.00		38,985,000
8/15/2031	4,765,000	5.000%	934,300.00	5,699,300.00		34,220,000
8/31/2031					6,633,600.00	34,220,000
2/15/2032			815,175.00	815,175.00		34,220,000
8/15/2032	4,410,000	5.000%	815,175.00	5,225,175.00		29,810,000
8/31/2032					6,040,350.00	29,810,000
2/15/2033			704,925.00	704,925.00		29,810,000
8/15/2033	4,625,000	5.000%	704,925.00	5,329,925.00		25,185,000
8/31/2033					6,034,850.00	25,185,000
2/15/2034			589,300.00	589,300.00		25,185,000
8/15/2034	4,855,000	5.000%	589,300.00	5,444,300.00		20,330,000
8/31/2034					6,033,600.00	20,330,000
2/15/2035			467,925.00	467,925.00		20,330,000
8/15/2035	5,100,000	5.000%	467,925.00	5,567,925.00		15,230,000
8/31/2035					6,035,850.00	15,230,000
2/15/2036			340,425.00	340,425.00		15,230,000
8/15/2036	5,355,000	5.000%	340,425.00	5,695,425.00		9,875,000
8/31/2036					6,035,850.00	9,875,000
2/15/2037			206,550.00	206,550.00		9,875,000
8/15/2037	1,810,000	5.000%	206,550.00	2,016,550.00		8,065,000
8/31/2037					2,223,100.00	8,065,000
2/15/2038			161,300.00	161,300.00		8,065,000
8/15/2038	1,900,000	4.000%	161,300.00	2,061,300.00		6,165,000
8/31/2038					2,222,600.00	6,165,000
2/15/2039			123,300.00	123,300.00		6,165,000
8/15/2039	1,975,000	4.000%	123,300.00	2,098,300.00		4,190,000
8/31/2039					2,221,600.00	4,190,000
2/15/2040			83,800.00	83,800.00		4,190,000
8/15/2040	2,055,000	4.000%	83,800.00	2,138,800.00		2,135,000
8/31/2040					2,222,600.00	2,135,000
2/15/2041			42,700.00	42,700.00		2,135,000
8/15/2041	2,135,000	4.000%	42,700.00	2,177,700.00		
8/31/2041					2,220,400.00	
	94,931,890		56,280,940.08	151,212,830.08	151,212,830.08	



TEXAS TECH UNIVERSITY SYSTEM RFS BONDS  
 SERIES 15 - 2012B Taxable  
 DEBT SERVICE  
 NON-TRB SUMMARY  
 From Aug 31, 2016 to Maturity

Date	Principal	Coupon	Interest	Debt Service	Annual Debt Service	Bond Balance
8/31/2016						23,800,000
2/15/2017			437,555.50	437,555.50		23,800,000
8/15/2017	890,000	1.920%	437,555.50	1,327,555.50		22,910,000
8/31/2017					1,765,111.00	22,910,000
2/15/2018			429,011.50	429,011.50		22,910,000
8/15/2018	1,315,000	2.420%	429,011.50	1,744,011.50		21,595,000
8/31/2018					2,173,023.00	21,595,000
2/15/2019			413,100.00	413,100.00		21,595,000
8/15/2019	1,345,000	2.770%	413,100.00	1,758,100.00		20,250,000
8/31/2019					2,171,200.00	20,250,000
2/15/2020			394,471.75	394,471.75		20,250,000
8/15/2020	1,385,000	2.940%	394,471.75	1,779,471.75		18,865,000
8/31/2020					2,173,943.50	18,865,000
2/15/2021			374,112.25	374,112.25		18,865,000
8/15/2021	1,425,000	3.070%	374,112.25	1,799,112.25		17,440,000
8/31/2021					2,173,224.50	17,440,000
2/15/2022			352,238.50	352,238.50		17,440,000
8/15/2022	1,465,000	3.270%	352,238.50	1,817,238.50		15,975,000
8/31/2022					2,169,477.00	15,975,000
2/15/2023			328,285.75	328,285.75		15,975,000
8/15/2023	1,515,000	3.470%	328,285.75	1,843,285.75		14,460,000
8/31/2023					2,171,571.50	14,460,000
2/15/2024			302,000.50	302,000.50		14,460,000
8/15/2024	1,570,000	3.670%	302,000.50	1,872,000.50		12,890,000
8/31/2024					2,174,001.00	12,890,000
2/15/2025			273,191.00	273,191.00		12,890,000
8/15/2025	1,630,000	3.820%	273,191.00	1,903,191.00		11,260,000
8/31/2025					2,176,382.00	11,260,000
2/15/2026			242,058.00	242,058.00		11,260,000
8/15/2026	1,690,000	3.920%	242,058.00	1,932,058.00		9,570,000
8/31/2026					2,174,116.00	9,570,000
2/15/2027			208,934.00	208,934.00		9,570,000
8/15/2027	1,760,000	4.040%	208,934.00	1,968,934.00		7,810,000
8/31/2027					2,177,868.00	7,810,000
2/15/2028			173,382.00	173,382.00		7,810,000
8/15/2028	1,825,000	4.440%	173,382.00	1,998,382.00		5,985,000
8/31/2028					2,171,764.00	5,985,000
2/15/2029			132,867.00	132,867.00		5,985,000
8/15/2029	1,910,000	4.440%	132,867.00	2,042,867.00		4,075,000
8/31/2029					2,175,734.00	4,075,000
2/15/2030			90,465.00	90,465.00		4,075,000



---

---

TEXAS TECH UNIVERSITY SYSTEM RFS BONDS

SERIES 15 - 2012B Taxable

DEBT SERVICE

NON-TRB SUMMARY

From Aug 31, 2016 to Maturity

Date	Principal	Coupon	Interest	Debt Service	Annual Debt Service	Bond Balance
8/15/2030	1,995,000	4.440%	90,465.00	2,085,465.00		2,080,000
8/31/2030					2,175,930.00	2,080,000
2/15/2031			46,176.00	46,176.00		2,080,000
8/15/2031	2,080,000	4.440%	46,176.00	2,126,176.00		
8/31/2031					2,172,352.00	
	23,800,000		8,395,697.50	32,195,697.50	32,195,697.50	

---

---



TEXAS TECH UNIVERSITY SYSTEM RFS BONDS

2015 SERIES 16 Tax-Exempt

DEBT SERVICE

TRB SUMMARY

From Aug 31, 2016 to Maturity

Date	Principal	Coupon	Interest	Debt Service	Annual Debt Service	Bond Balance
8/31/2016						215,000
2/15/2017	25,000	2.000%	3,100.00	28,100.00		190,000
8/15/2017			2,850.00	2,850.00		190,000
8/31/2017					30,950.00	190,000
2/15/2018	190,000	3.000%	2,850.00	192,850.00		
8/31/2018					192,850.00	
	240,000		17,595.00	257,595.00	257,595.00	





TEXAS TECH UNIVERSITY SYSTEM RFS BONDS

2015 SERIES 16 Tax-Exempt

DEBT SERVICE

NON-TRB SUMMARY

From Aug 31, 2016 to Maturity

Date	Principal	Coupon	Interest	Debt Service	Annual Debt Service	Bond Balance
8/31/2016						72,225,000
2/15/2017	1,420,000	2.000%	1,409,328.13	2,829,328.13		70,805,000
8/15/2017			1,395,128.13	1,395,128.13		70,805,000
8/31/2017					4,224,456.26	70,805,000
2/15/2018	2,305,000	3.000%	1,395,128.13	3,700,128.13		68,500,000
8/15/2018			1,360,553.13	1,360,553.13		68,500,000
8/31/2018					5,060,681.26	68,500,000
2/15/2019	2,450,000	4.000%	1,360,553.13	3,810,553.13		66,050,000
8/15/2019			1,311,553.13	1,311,553.13		66,050,000
8/31/2019					5,122,106.26	66,050,000
2/15/2020	2,600,000	4.000%	1,311,553.13	3,911,553.13		63,450,000
8/15/2020			1,259,553.13	1,259,553.13		63,450,000
8/31/2020					5,171,106.26	63,450,000
2/15/2021	2,690,000	3.000%	1,259,553.13	3,949,553.13		60,760,000
8/15/2021			1,219,203.13	1,219,203.13		60,760,000
8/31/2021					5,168,756.26	60,760,000
2/15/2022	1,855,000	3.000%	1,219,203.13	3,074,203.13		58,905,000
8/15/2022			1,191,378.13	1,191,378.13		58,905,000
8/31/2022					4,265,581.26	58,905,000
2/15/2023	1,935,000	5.000%	1,191,378.13	3,126,378.13		56,970,000
8/15/2023			1,143,003.13	1,143,003.13		56,970,000
8/31/2023					4,269,381.26	56,970,000
2/15/2024	2,035,000	5.000%	1,143,003.13	3,178,003.13		54,935,000
8/15/2024			1,092,128.13	1,092,128.13		54,935,000
8/31/2024					4,270,131.26	54,935,000
2/15/2025	2,135,000	5.000%	1,092,128.13	3,227,128.13		52,800,000
8/15/2025			1,038,753.13	1,038,753.13		52,800,000
8/31/2025					4,265,881.26	52,800,000
2/15/2026	2,245,000	5.000%	1,038,753.13	3,283,753.13		50,555,000
8/15/2026			982,628.13	982,628.13		50,555,000
8/31/2026					4,266,381.26	50,555,000
2/15/2027	4,825,000	2.900%	982,628.13	5,807,628.13		45,730,000
8/15/2027			912,665.63	912,665.63		45,730,000
8/31/2027					6,720,293.76	45,730,000
2/15/2028	4,990,000	3.100%	912,665.63	5,902,665.63		40,740,000
8/15/2028			835,320.63	835,320.63		40,740,000
8/31/2028					6,737,986.26	40,740,000
2/15/2029	5,885,000	3.250%	835,320.63	6,720,320.63		34,855,000
8/15/2029			739,689.38	739,689.38		34,855,000
8/31/2029					7,460,010.01	34,855,000
2/15/2030	6,335,000	3.350%	739,689.38	7,074,689.38		28,520,000



TEXAS TECH UNIVERSITY SYSTEM RFS BONDS

2015 SERIES 16 Tax-Exempt

DEBT SERVICE

NON-TRB SUMMARY

From Aug 31, 2016 to Maturity

Date	Principal	Coupon	Interest	Debt Service	Annual Debt Service	Bond Balance
8/15/2030			633,578.13	633,578.13		28,520,000
8/31/2030					7,708,267.51	28,520,000
2/15/2031	5,930,000	3.250%	633,578.13	6,563,578.13		22,590,000
8/15/2031			537,215.63	537,215.63		22,590,000
8/31/2031					7,100,793.76	22,590,000
2/15/2032	5,600,000	5.000%	537,215.63	6,137,215.63		16,990,000
8/15/2032			397,215.63	397,215.63		16,990,000
8/31/2032					6,534,431.26	16,990,000
2/15/2033	5,885,000	5.000%	397,215.63	6,282,215.63		11,105,000
8/15/2033			250,090.63	250,090.63		11,105,000
8/31/2033					6,532,306.26	11,105,000
2/15/2034	6,190,000	5.000%	250,090.63	6,440,090.63		4,915,000
8/15/2034			95,340.63	95,340.63		4,915,000
8/31/2034					6,535,431.26	4,915,000
2/15/2035	910,000	5.000%	95,340.63	1,005,340.63		4,005,000
8/15/2035			72,590.63	72,590.63		4,005,000
8/31/2035					1,077,931.26	4,005,000
2/15/2036	745,000	3.625%	72,590.63	817,590.63		3,260,000
8/15/2036			59,087.50	59,087.50		3,260,000
8/31/2036					876,678.13	3,260,000
2/15/2037	770,000	3.625%	59,087.50	829,087.50		2,490,000
8/15/2037			45,131.25	45,131.25		2,490,000
8/31/2037					874,218.75	2,490,000
2/15/2038	800,000	3.625%	45,131.25	845,131.25		1,690,000
8/15/2038			30,631.25	30,631.25		1,690,000
8/31/2038					875,762.50	1,690,000
2/15/2039	830,000	3.625%	30,631.25	860,631.25		860,000
8/15/2039			15,587.50	15,587.50		860,000
8/31/2039					876,218.75	860,000
2/15/2040	860,000	3.625%	15,587.50	875,587.50		
8/31/2040					875,587.50	
	72,225,000		34,645,379.57	106,870,379.57	106,870,379.57	



TEXAS TECH UNIVERSITY SYSTEM RFS BONDS

2015 Series 17 Taxable

DEBT SERVICE

TRB SUMMARY

From Aug 31, 2016 to Maturity

Date	Principal	Coupon	Interest	Debt Service	Annual Debt Service	Bond Balance
8/31/2016						56,155,000
2/15/2017	6,710,000	0.915%	604,783.90	7,314,783.90		49,445,000
8/15/2017			574,085.65	574,085.65		49,445,000
8/31/2017					7,888,869.55	49,445,000
2/15/2018	7,610,000	1.411%	574,085.65	8,184,085.65		41,835,000
8/15/2018			520,397.09	520,397.09		41,835,000
8/31/2018					8,704,482.74	41,835,000
2/15/2019	6,750,000	1.804%	520,397.09	7,270,397.09		35,085,000
8/15/2019			459,512.09	459,512.09		35,085,000
8/31/2019					7,729,909.18	35,085,000
2/15/2020	6,305,000	2.104%	459,512.09	6,764,512.09		28,780,000
8/15/2020			393,183.49	393,183.49		28,780,000
8/31/2020					7,157,695.58	28,780,000
2/15/2021	6,435,000	2.420%	393,183.49	6,828,183.49		22,345,000
8/15/2021			315,319.99	315,319.99		22,345,000
8/31/2021					7,143,503.48	22,345,000
2/15/2022	5,050,000	2.620%	315,319.99	5,365,319.99		17,295,000
8/15/2022			249,164.99	249,164.99		17,295,000
8/31/2022					5,614,484.98	17,295,000
2/15/2023	5,185,000	2.761%	249,164.99	5,434,164.99		12,110,000
8/15/2023			177,586.06	177,586.06		12,110,000
8/31/2023					5,611,751.05	12,110,000
2/15/2024	5,340,000	2.861%	177,586.06	5,517,586.06		6,770,000
8/15/2024			101,197.35	101,197.35		6,770,000
8/31/2024					5,618,783.41	6,770,000
2/15/2025	5,480,000	2.961%	101,197.35	5,581,197.35		1,290,000
8/15/2025			20,065.95	20,065.95		1,290,000
8/31/2025					5,601,263.30	1,290,000
2/15/2026	1,290,000	3.111%	20,065.95	1,310,065.95		
8/31/2026					1,310,065.95	
	58,465,000		7,867,617.15	66,332,617.15	66,332,617.15	



TEXAS TECH UNIVERSITY SYSTEM RFS BONDS

2015B Series 17 Taxable

DEBT SERVICE

NON-TRB SUMMARY

From Aug 15, 2016 to Maturity

Date	Principal	Coupon	Interest	Debt Service	Annual Debt Service	Bond Balance
8/31/2016						180,840,000
2/15/2017	13,675,000	0.915%	2,403,006.93	16,078,006.93		167,165,000
8/15/2017			2,340,443.80	2,340,443.80		167,165,000
8/31/2017					18,418,450.73	167,165,000
2/15/2018	16,210,000	1.411%	2,340,443.80	18,550,443.80		150,955,000
8/15/2018			2,226,082.24	2,226,082.24		150,955,000
8/31/2018					20,776,526.04	150,955,000
2/15/2019	16,060,000	1.804%	2,226,082.24	18,286,082.24		134,895,000
8/15/2019			2,081,221.04	2,081,221.04		134,895,000
8/31/2019					20,367,303.28	134,895,000
2/15/2020	16,555,000	2.104%	2,081,221.04	18,636,221.04		118,340,000
8/15/2020			1,907,062.44	1,907,062.44		118,340,000
8/31/2020					20,543,283.48	118,340,000
2/15/2021	14,435,000	**	1,907,062.44	16,342,062.44		103,905,000
8/15/2021			1,730,464.86	1,730,464.86		103,905,000
8/31/2021					18,072,527.30	103,905,000
2/15/2022	10,615,000	**	1,730,464.86	12,345,464.86		93,290,000
8/15/2022			1,590,155.18	1,590,155.18		93,290,000
8/31/2022					13,935,620.04	93,290,000
2/15/2023	10,910,000	**	1,590,155.18	12,500,155.18		82,380,000
8/15/2023			1,438,787.62	1,438,787.62		82,380,000
8/31/2023					13,938,942.80	82,380,000
2/15/2024	11,230,000	**	1,438,787.62	12,668,787.62		71,150,000
8/15/2024			1,277,752.47	1,277,752.47		71,150,000
8/31/2024					13,946,540.09	71,150,000
2/15/2025	11,570,000	2.961%	1,277,752.47	12,847,752.47		59,580,000
8/15/2025			1,106,458.61	1,106,458.61		59,580,000
8/31/2025					13,954,211.08	59,580,000
2/15/2026	9,675,000	**	1,106,458.61	10,781,458.61		49,905,000
8/15/2026			952,618.61	952,618.61		49,905,000
8/31/2026					11,734,077.22	49,905,000
2/15/2027	7,780,000	**	952,618.61	8,732,618.61		42,125,000
8/15/2027			822,923.41	822,923.41		42,125,000
8/31/2027					9,555,542.02	42,125,000
2/15/2028	6,310,000	**	822,923.41	7,132,923.41		35,815,000
8/15/2028			711,665.88	711,665.88		35,815,000
8/31/2028					7,844,589.29	35,815,000
2/15/2029	5,630,000	**	711,665.88	6,341,665.88		30,185,000
8/15/2029			608,577.85	608,577.85		30,185,000
8/31/2029					6,950,243.73	30,185,000
2/15/2030	2,890,000	3.922%	608,577.85	3,498,577.85		27,295,000



TEXAS TECH UNIVERSITY SYSTEM RFS BONDS

2015B Series 17 Taxable

DEBT SERVICE

NON-TRB SUMMARY

From Aug 15, 2016 to Maturity

Date	Principal	Coupon	Interest	Debt Service	Annual Debt Service	Bond Balance
8/15/2030			551,904.95	551,904.95		27,295,000
8/31/2030					4,050,482.80	27,295,000
2/15/2031	3,005,000	3.922%	551,904.95	3,556,904.95		24,290,000
8/15/2031			492,976.90	492,976.90		24,290,000
8/31/2031					4,049,881.85	24,290,000
2/15/2032	3,125,000	3.922%	492,976.90	3,617,976.90		21,165,000
8/15/2032			431,695.65	431,695.65		21,165,000
8/31/2032					4,049,672.55	21,165,000
2/15/2033	3,255,000	3.922%	431,695.65	3,686,695.65		17,910,000
8/15/2033			367,865.10	367,865.10		17,910,000
8/31/2033					4,054,560.75	17,910,000
2/15/2034	2,250,000	3.922%	367,865.10	2,617,865.10		15,660,000
8/15/2034			323,742.60	323,742.60		15,660,000
8/31/2034					2,941,607.70	15,660,000
2/15/2035	2,340,000	3.922%	323,742.60	2,663,742.60		13,320,000
8/15/2035			277,855.20	277,855.20		13,320,000
8/31/2035					2,941,597.80	13,320,000
2/15/2036	1,095,000	4.172%	277,855.20	1,372,855.20		12,225,000
8/15/2036			255,013.50	255,013.50		12,225,000
8/31/2036					1,627,868.70	12,225,000
2/15/2037	1,145,000	4.172%	255,013.50	1,400,013.50		11,080,000
8/15/2037			231,128.80	231,128.80		11,080,000
8/31/2037					1,631,142.30	11,080,000
2/15/2038	1,190,000	4.172%	231,128.80	1,421,128.80		9,890,000
8/15/2038			206,305.40	206,305.40		9,890,000
8/31/2038					1,627,434.20	9,890,000
2/15/2039	1,240,000	4.172%	206,305.40	1,446,305.40		8,650,000
8/15/2039			180,439.00	180,439.00		8,650,000
8/31/2039					1,626,744.40	8,650,000
2/15/2040	1,295,000	4.172%	180,439.00	1,475,439.00		7,355,000
8/15/2040			153,425.30	153,425.30		7,355,000
8/31/2040					1,628,864.30	7,355,000
2/15/2041	1,350,000	4.172%	153,425.30	1,503,425.30		6,005,000
8/15/2041			125,264.30	125,264.30		6,005,000
8/31/2041					1,628,689.60	6,005,000
2/15/2042	1,410,000	4.172%	125,264.30	1,535,264.30		4,595,000
8/15/2042			95,851.70	95,851.70		4,595,000
8/31/2042					1,631,116.00	4,595,000
2/15/2043	1,470,000	4.172%	95,851.70	1,565,851.70		3,125,000
8/15/2043			65,187.50	65,187.50		3,125,000
8/31/2043					1,631,039.20	3,125,000



TEXAS TECH UNIVERSITY SYSTEM RFS BONDS

2015B Series 17 Taxable

DEBT SERVICE

NON-TRB SUMMARY

From Aug 15, 2016 to Maturity

Date	Principal	Coupon	Interest	Debt Service	Annual Debt Service	Bond Balance
2/15/2044	1,530,000	4.172%	65,187.50	1,595,187.50		1,595,000
8/15/2044			33,271.70	33,271.70		1,595,000
8/31/2044					1,628,459.20	1,595,000
2/15/2045	1,595,000	4.172%	33,271.70	1,628,271.70		
8/31/2045					1,628,271.70	
	180,840,000		47,575,290.15	228,415,290.15	228,415,290.15	



TEXAS TECH UNIVERSITY SYSTEM RFS BONDS

2017A Series Tax-exempt

DEBT SERVICE

TRB SUMMARY

From Feb 22, 2017 to Aug 31, 2032

Date	Principal	Coupon	Interest	Debt Service	Annual Debt Service	Bond Balance
2/22/2017						33,845,000
8/15/2017	120,000	5.000%	813,220.13	933,220.13		33,725,000
8/31/2017					933,220.13	33,725,000
2/15/2018	1,665,000	5.000%	843,125.00	2,508,125.00		32,060,000
8/15/2018			801,500.00	801,500.00		32,060,000
8/31/2018					3,309,625.00	32,060,000
2/15/2019	1,750,000	5.000%	801,500.00	2,551,500.00		30,310,000
8/15/2019			757,750.00	757,750.00		30,310,000
8/31/2019					3,309,250.00	30,310,000
2/15/2020	1,840,000	5.000%	757,750.00	2,597,750.00		28,470,000
8/15/2020			711,750.00	711,750.00		28,470,000
8/31/2020					3,309,500.00	28,470,000
2/15/2021	1,930,000	5.000%	711,750.00	2,641,750.00		26,540,000
8/15/2021			663,500.00	663,500.00		26,540,000
8/31/2021					3,305,250.00	26,540,000
2/15/2022	2,030,000	5.000%	663,500.00	2,693,500.00		24,510,000
8/15/2022			612,750.00	612,750.00		24,510,000
8/31/2022					3,306,250.00	24,510,000
2/15/2023	2,135,000	5.000%	612,750.00	2,747,750.00		22,375,000
8/15/2023			559,375.00	559,375.00		22,375,000
8/31/2023					3,307,125.00	22,375,000
2/15/2024	2,250,000	5.000%	559,375.00	2,809,375.00		20,125,000
8/15/2024			503,125.00	503,125.00		20,125,000
8/31/2024					3,312,500.00	20,125,000
2/15/2025	2,360,000	5.000%	503,125.00	2,863,125.00		17,765,000
8/15/2025			444,125.00	444,125.00		17,765,000
8/31/2025					3,307,250.00	17,765,000
2/15/2026	2,480,000	5.000%	444,125.00	2,924,125.00		15,285,000
8/15/2026			382,125.00	382,125.00		15,285,000
8/31/2026					3,306,250.00	15,285,000
2/15/2027	2,610,000	5.000%	382,125.00	2,992,125.00		12,675,000
8/15/2027			316,875.00	316,875.00		12,675,000
8/31/2027					3,309,000.00	12,675,000
2/15/2028	2,740,000	5.000%	316,875.00	3,056,875.00		9,935,000
8/15/2028			248,375.00	248,375.00		9,935,000
8/31/2028					3,305,250.00	9,935,000
2/15/2029	2,885,000	5.000%	248,375.00	3,133,375.00		7,050,000
8/15/2029			176,250.00	176,250.00		7,050,000



TEXAS TECH UNIVERSITY SYSTEM RFS BONDS

2017A Series Tax-exempt

DEBT SERVICE

TRB SUMMARY

From Feb 22, 2017 to Aug 31, 2032

Date	Principal	Coupon	Interest	Debt Service	Annual Debt Service	Bond Balance
8/31/2029					3,309,625.00	7,050,000
2/15/2030	3,030,000	5.000%	176,250.00	3,206,250.00		4,020,000
8/15/2030			100,500.00	100,500.00		4,020,000
8/31/2030					3,306,750.00	4,020,000
2/15/2031	3,190,000	5.000%	100,500.00	3,290,500.00		830,000
8/15/2031			20,750.00	20,750.00		830,000
8/31/2031					3,311,250.00	830,000
2/15/2032	830,000	5.000%	20,750.00	850,750.00		
8/31/2032					850,750.00	
	33,845,000		14,253,845.13	48,098,845.13	48,098,845.13	





TEXAS TECH UNIVERSITY SYSTEM RFS BONDS

2017A Series Tax-Exempt

DEBT SERVICE

NON-TRB SUMMARY

From Feb 22, 2017 to Aug 31, 2036

Date	Principal	Coupon	Interest	Debt Service	Annual Debt Service	Bond Balance
2/22/2017						45,190,000
8/15/2017			1,067,073.63	1,067,073.63		45,190,000
8/31/2017					1,067,073.63	45,190,000
2/15/2018	1,475,000	5.000%	1,110,250.00	2,585,250.00		43,715,000
8/15/2018			1,073,375.00	1,073,375.00		43,715,000
8/31/2018					3,658,625.00	43,715,000
2/15/2019	1,525,000	5.000%	1,073,375.00	2,598,375.00		42,190,000
8/15/2019			1,035,250.00	1,035,250.00		42,190,000
8/31/2019					3,633,625.00	42,190,000
2/15/2020	1,575,000	5.000%	1,035,250.00	2,610,250.00		40,615,000
8/15/2020			995,875.00	995,875.00		40,615,000
8/31/2020					3,606,125.00	40,615,000
2/15/2021	1,630,000	5.000%	995,875.00	2,625,875.00		38,985,000
8/15/2021			955,125.00	955,125.00		38,985,000
8/31/2021					3,581,000.00	38,985,000
2/15/2022	1,795,000	5.000%	955,125.00	2,750,125.00		37,190,000
8/15/2022			910,250.00	910,250.00		37,190,000
8/31/2022					3,660,375.00	37,190,000
2/15/2023	1,860,000	5.000%	910,250.00	2,770,250.00		35,330,000
8/15/2023			863,750.00	863,750.00		35,330,000
8/31/2023					3,634,000.00	35,330,000
2/15/2024	1,960,000	5.000%	863,750.00	2,823,750.00		33,370,000
8/15/2024			814,750.00	814,750.00		33,370,000
8/31/2024					3,638,500.00	33,370,000
2/15/2025	1,715,000	5.000%	814,750.00	2,529,750.00		31,655,000
8/15/2025			771,875.00	771,875.00		31,655,000
8/31/2025					3,301,625.00	31,655,000
2/15/2026	2,820,000	5.000%	771,875.00	3,591,875.00		28,835,000
8/15/2026			701,375.00	701,375.00		28,835,000
8/31/2026					4,293,250.00	28,835,000
2/15/2027	1,860,000	5.000%	701,375.00	2,561,375.00		26,975,000
8/15/2027			654,875.00	654,875.00		26,975,000
8/31/2027					3,216,250.00	26,975,000
2/15/2028	2,290,000	5.000%	654,875.00	2,944,875.00		24,685,000
8/15/2028			597,625.00	597,625.00		24,685,000
8/31/2028					3,542,500.00	24,685,000
2/15/2029	2,265,000	5.000%	597,625.00	2,862,625.00		22,420,000
8/15/2029			541,000.00	541,000.00		22,420,000



TEXAS TECH UNIVERSITY SYSTEM RFS BONDS

2017A Series Tax-Exempt

DEBT SERVICE

NON-TRB SUMMARY

From Feb 22, 2017 to Aug 31, 2036

Date	Principal	Coupon	Interest	Debt Service	Annual Debt Service	Bond Balance
8/31/2029					3,403,625.00	22,420,000
2/15/2030	2,370,000	5.000%	541,000.00	2,911,000.00		20,050,000
8/15/2030			481,750.00	481,750.00		20,050,000
8/31/2030					3,392,750.00	20,050,000
2/15/2031	2,485,000	5.000%	481,750.00	2,966,750.00		17,565,000
8/15/2031			419,625.00	419,625.00		17,565,000
8/31/2031					3,386,375.00	17,565,000
2/15/2032	2,620,000	5.000%	419,625.00	3,039,625.00		14,945,000
8/15/2032			354,125.00	354,125.00		14,945,000
8/31/2032					3,393,750.00	14,945,000
2/15/2033	2,750,000	5.000%	354,125.00	3,104,125.00		12,195,000
8/15/2033			285,375.00	285,375.00		12,195,000
8/31/2033					3,389,500.00	12,195,000
2/15/2034	2,895,000	5.000%	285,375.00	3,180,375.00		9,300,000
8/15/2034			213,000.00	213,000.00		9,300,000
8/31/2034					3,393,375.00	9,300,000
2/15/2035	5,400,000	5.000%	213,000.00	5,613,000.00		3,900,000
8/15/2035			78,000.00	78,000.00		3,900,000
8/31/2035					5,691,000.00	3,900,000
2/15/2036	3,900,000	4.000%	78,000.00	3,978,000.00		
8/31/2036					3,978,000.00	
	45,190,000		25,671,323.63	70,861,323.63	70,861,323.63	



TEXAS TECH UNIVERSITY SYSTEM RFS BONDS

2017B Series Taxable

DEBT SERVICE

TRB-SUMMARY

From Feb 22, 2017 to Aug 31, 2032

Date	Principal	Coupon	Interest	Debt Service	Annual Debt Service	Bond Balance
2/22/2017						236,270,846
8/15/2017	920,846	0.900%	3,269,461.78	4,190,307.78		235,350,000
8/31/2017					4,190,307.78	235,350,000
2/15/2018	12,240,000	1.070%	3,397,608.38	15,637,608.38		223,110,000
8/15/2018			3,332,124.38	3,332,124.38		223,110,000
8/31/2018					18,969,732.76	223,110,000
2/15/2019	12,405,000	1.562%	3,332,124.38	15,737,124.38		210,705,000
8/15/2019			3,235,241.33	3,235,241.33		210,705,000
8/31/2019					18,972,365.71	210,705,000
2/15/2020	17,130,000	1.925%	3,235,241.33	20,365,241.33		193,575,000
8/15/2020			3,070,365.07	3,070,365.07		193,575,000
8/31/2020					23,435,606.40	193,575,000
2/15/2021	17,495,000	2.299%	3,070,365.07	20,565,365.07		176,080,000
8/15/2021			2,869,260.04	2,869,260.04		176,080,000
8/31/2021					23,434,625.11	176,080,000
2/15/2022	17,935,000	2.549%	2,869,260.04	20,804,260.04		158,145,000
8/15/2022			2,640,678.46	2,640,678.46		158,145,000
8/31/2022					23,444,938.50	158,145,000
2/15/2023	18,410,000	2.789%	2,640,678.46	21,050,678.46		139,735,000
8/15/2023			2,383,951.01	2,383,951.01		139,735,000
8/31/2023					23,434,629.47	139,735,000
2/15/2024	18,950,000	2.939%	2,383,951.01	21,333,951.01		120,785,000
8/15/2024			2,105,480.75	2,105,480.75		120,785,000
8/31/2024					23,439,431.76	120,785,000
2/15/2025	19,525,000	3.140%	2,105,480.75	21,630,480.75		101,260,000
8/15/2025			1,798,938.25	1,798,938.25		101,260,000
8/31/2025					23,429,419.00	101,260,000
2/15/2026	19,555,000	3.260%	1,798,938.25	21,353,938.25		81,705,000
8/15/2026			1,480,191.75	1,480,191.75		81,705,000
8/31/2026					22,834,130.00	81,705,000
2/15/2027	14,310,000	3.360%	1,480,191.75	15,790,191.75		67,395,000
8/15/2027			1,239,783.75	1,239,783.75		67,395,000
8/31/2027					17,029,975.50	67,395,000
2/15/2028	14,815,000	3.510%	1,239,783.75	16,054,783.75		52,580,000
8/15/2028			979,780.50	979,780.50		52,580,000
8/31/2028					17,034,564.25	52,580,000
2/15/2029	15,350,000	3.610%	979,780.50	16,329,780.50		37,230,000
8/15/2029			702,713.00	702,713.00		37,230,000
8/31/2029					17,032,493.50	37,230,000
2/15/2030	15,920,000	3.710%	702,713.00	16,622,713.00		21,310,000
8/15/2030			407,397.00	407,397.00		21,310,000



TEXAS TECH UNIVERSITY SYSTEM RFS BONDS

2017B Series Taxable

DEBT SERVICE

TRB-SUMMARY

From Feb 22, 2017 to Aug 31, 2032

Date	Principal	Coupon	Interest	Debt Service	Annual Debt Service	Bond Balance
8/31/2030					17,030,110.00	21,310,000
2/15/2031	11,700,000	3.810%	407,397.00	12,107,397.00		9,610,000
8/15/2031			184,512.00	184,512.00		9,610,000
8/31/2031					12,291,909.00	9,610,000
2/15/2032	9,610,000	3.840%	184,512.00	9,794,512.00		
8/31/2032					9,794,512.00	
	236,270,846		59,527,904.74	295,798,750.74	295,798,750.74	



TEXAS TECH UNIVERSITY SYSTEM RFS BONDS

2017B Series Taxable

DEBT SERVICE

NON-TRB SUMMARY

From Feb 22, 2017 to Aug 31, 2038

Date	Principal	Coupon	Interest	Debt Service	Annual Debt Service	Bond Balance
2/22/2017						59,429,154
8/15/2017	274,154	0.900%	840,889.63	1,115,043.63		59,155,000
8/31/2017					1,115,043.63	59,155,000
2/15/2018	3,530,000	1.070%	873,680.40	4,403,680.40		55,625,000
8/15/2018			854,794.90	854,794.90		55,625,000
8/31/2018					5,258,475.30	55,625,000
2/15/2019	3,575,000	1.562%	854,794.90	4,429,794.90		52,050,000
8/15/2019			826,874.15	826,874.15		52,050,000
8/31/2019					5,256,669.05	52,050,000
2/15/2020	5,290,000	1.925%	826,874.15	6,116,874.15		46,760,000
8/15/2020			775,957.90	775,957.90		46,760,000
8/31/2020					6,892,832.05	46,760,000
2/15/2021	5,395,000	2.299%	775,957.90	6,170,957.90		41,365,000
8/15/2021			713,942.37	713,942.37		41,365,000
8/31/2021					6,884,900.27	41,365,000
2/15/2022	3,685,000	2.549%	713,942.37	4,398,942.37		37,680,000
8/15/2022			666,977.04	666,977.04		37,680,000
8/31/2022					5,065,919.41	37,680,000
2/15/2023	3,780,000	2.789%	666,977.04	4,446,977.04		33,900,000
8/15/2023			614,264.93	614,264.93		33,900,000
8/31/2023					5,061,241.97	33,900,000
2/15/2024	2,715,000	2.939%	614,264.93	3,329,264.93		31,185,000
8/15/2024			574,368.00	574,368.00		31,185,000
8/31/2024					3,903,632.93	31,185,000
2/15/2025	2,790,000	3.140%	574,368.00	3,364,368.00		28,395,000
8/15/2025			530,565.00	530,565.00		28,395,000
8/31/2025					3,894,933.00	28,395,000
2/15/2026	2,885,000	3.260%	530,565.00	3,415,565.00		25,510,000
8/15/2026			483,539.50	483,539.50		25,510,000
8/31/2026					3,899,104.50	25,510,000
2/15/2027	2,980,000	3.360%	483,539.50	3,463,539.50		22,530,000
8/15/2027			433,475.50	433,475.50		22,530,000
8/31/2027					3,897,015.00	22,530,000
2/15/2028	2,730,000	3.510%	433,475.50	3,163,475.50		19,800,000
8/15/2028			385,564.00	385,564.00		19,800,000
8/31/2028					3,549,039.50	19,800,000
2/15/2029	1,945,000	3.610%	385,564.00	2,330,564.00		17,855,000
8/15/2029			350,456.75	350,456.75		17,855,000
8/31/2029					2,681,020.75	17,855,000
2/15/2030	2,015,000	3.710%	350,456.75	2,365,456.75		15,840,000
8/15/2030			313,078.50	313,078.50		15,840,000



TEXAS TECH UNIVERSITY SYSTEM RFS BONDS

2017B Series Taxable

DEBT SERVICE

NON-TRB SUMMARY

From Feb 22, 2017 to Aug 31, 2038

Date	Principal	Coupon	Interest	Debt Service	Annual Debt Service	Bond Balance
8/31/2030					2,678,535.25	15,840,000
2/15/2031	2,090,000	3.810%	313,078.50	2,403,078.50		13,750,000
8/15/2031			273,264.00	273,264.00		13,750,000
8/31/2031					2,676,342.50	13,750,000
2/15/2032	2,170,000	3.840%	273,264.00	2,443,264.00		11,580,000
8/15/2032			231,600.00	231,600.00		11,580,000
8/31/2032					2,674,864.00	11,580,000
2/15/2033	2,260,000	4.000%	231,600.00	2,491,600.00		9,320,000
8/15/2033			186,400.00	186,400.00		9,320,000
8/31/2033					2,678,000.00	9,320,000
2/15/2034	1,910,000	4.000%	186,400.00	2,096,400.00		7,410,000
8/15/2034			148,200.00	148,200.00		7,410,000
8/31/2034					2,244,600.00	7,410,000
2/15/2035	1,990,000	4.000%	148,200.00	2,138,200.00		5,420,000
8/15/2035			108,400.00	108,400.00		5,420,000
8/31/2035					2,246,600.00	5,420,000
2/15/2036	2,070,000	4.000%	108,400.00	2,178,400.00		3,350,000
8/15/2036			67,000.00	67,000.00		3,350,000
8/31/2036					2,245,400.00	3,350,000
2/15/2037	1,640,000	4.000%	67,000.00	1,707,000.00		1,710,000
8/15/2037			34,200.00	34,200.00		1,710,000
8/31/2037					1,741,200.00	1,710,000
2/15/2038	1,710,000	4.000%	34,200.00	1,744,200.00		
8/31/2038					1,744,200.00	
	59,429,154		18,860,415.11	78,289,569.11	78,289,569.11	